

Report of the profile of COVID-19 cases in healthcare workers in Ireland

week 32 (02/08/2020-08/08/2020) - week 48 (22/11/2020-28/11/2020)

Report prepared by HPSC on 3/12/2020

This report includes data on healthcare worker (HCW) cases of COVID-19 (all case classifications – confirmed, probable, possible) notified to the national infectious disease surveillance system (CIDR) from week 32 (02/08/2020 – 08/08/2020) to week 48 (22/11/2020 – 28/11/2020). Appendix A provides a summary of HCW cases of COVID-19 since the pandemic commenced in Ireland from week 10 (01/03/2020- 07/03/2020) to week 48 (22/11/2020 – 28/11/2020). CIDR is a dynamic information system and data are continuously validated and updated.

Healthcare worker definition

Healthcare worker status is determined both by self-classification and workplace. The definition includes anyone who self identifies as a HCW irrespective of where they work. In addition, all staff that work in any healthcare facility (includes cleaners, household staff etc.) are classified as HCWs. The category includes healthcare workers employed both by public and private providers.

Summary

Table 1: Summary of healthcare worker COVID-19 cases notified to HPSC, week 32 - week 48, Ireland, (n=3,480)

Characteristic of HCW COVID-19 cases	Number	%
Total number of COVID-19 cases	46,174	-
Total number of HCW cases	3,480	7.5%
Median age (IQR[^])	40 (30-50) years	-
Total number hospitalised	81	2.3%
The median age (IQR) of hospital inpatient	43 (33-56) years	
Total number admitted to intensive care units (ICU)	6	7.4%*
The median age (IQR) of HCW in ICU	49.5 (45-54) years	-
Total number of deaths	0	0.0%

[^] Interquartile range. *This relates to hospitalised cases and is 0.2% of all HCW cases.

From week 32 (02/08/2020-08/08/2020) to week 48 (22/11/2020 – 28/11/2020), there was a total of 46,174 COVID-19 cases reported to the national surveillance system (CIDR), 3,480 (7.5%) were healthcare workers (HCWs).

For the period from week 32 (02/08/2020-08/08/2020) to week 48 (22/11/2020 – 28/11/2020), the median age of HCW COVID-19 cases is 40 years (range 19-65 years). The number of female cases is disproportionately high (76.8%) among HCW COVID-19 cases compared to non-HCW COVID-19 cases (48.3%), most likely due to some HCW specialities e.g. nursing, being female dominated. The HSE region with the largest proportion of HCW cases is HSE East (40.1%).

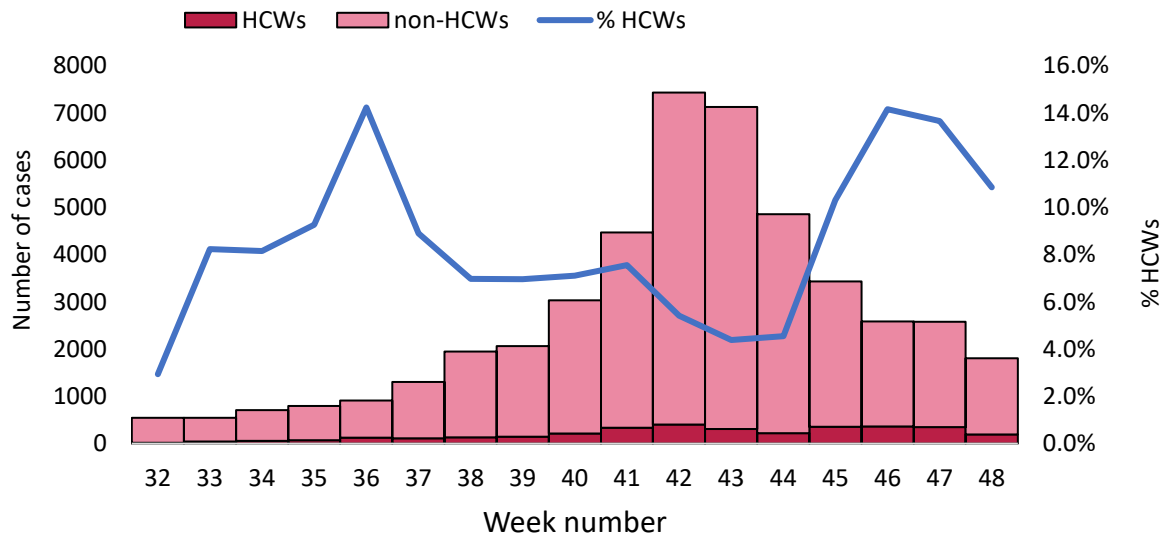
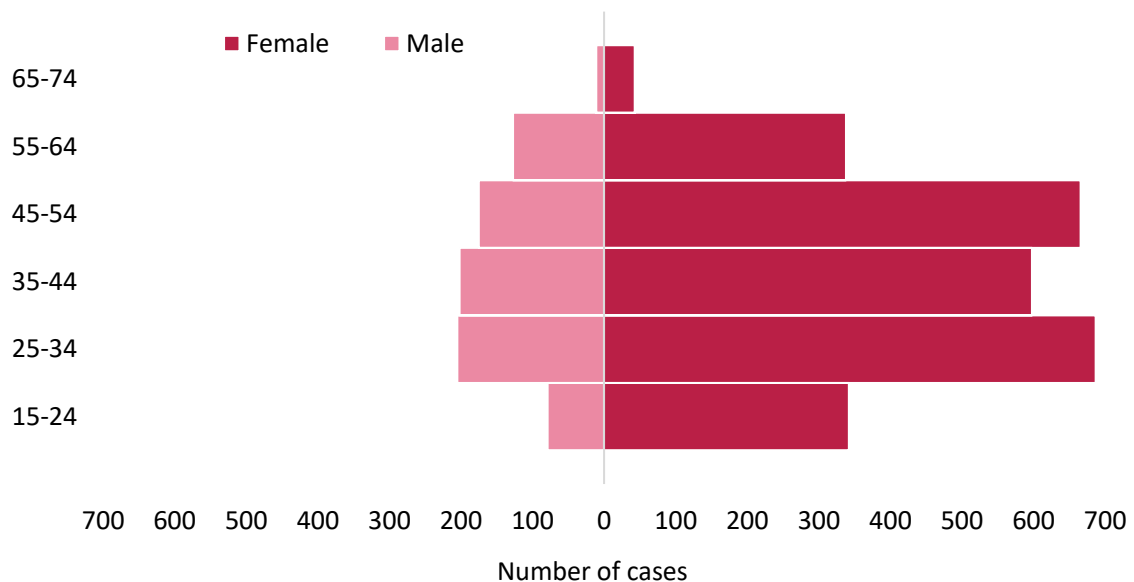


Figure 1: Healthcare worker and non-health care worker COVID-19 cases and the proportion of weekly cases identified as HCWs, notified to HPSC, week 32 – week 48, Ireland, (n=46,174)



* Sex or age was not available for 7 cases.

Figure 2: Distribution of healthcare worker COVID-19 cases notified to HPSC, by sex and age group, week 32- week 48, Ireland, (n=3,473) *

Of the 3,480 HCW COVID-19 cases notified to HPSC between week 32 and week 48, 196 (5.6%) cases were reported in week 48.

Table 2: Health care worker COVID-19 cases notified to HPSC, by sex, age-group, HSE area and underlying clinical conditions, week 32- week 48, Ireland, (n=3,480)

		Number of HCW cases (n=3,480)	Proportion of all HCW cases (%)
Sex	Female	2,674	76.8
Age-group (years)	15-24	421	12.1
	25-34	896	25.7
	35-44	800	23.0
	45-54	842	24.2
	55-64	466	13.4
	65-74	54	1.6
	Unknown	1	0.0
HSE area	HSE E	1,397	40.1
	HSE M	252	7.2
	HSE MW	246	7.1
	HSE NE	467	13.4
	HSE NW	315	9.1
	HSE SE	198	5.7
	HSE S	352	10.1
	HSE W	253	7.3
Underlying clinical conditions	Yes	802	23.1
	No	2,563	73.6
	Unknown	115	3.3

Table 3: Healthcare worker COVID-19 cases notified to HPSC, by HCW role and work location, week 32- week 48, Ireland, (n=3,480)

		Number of HCW cases	Proportion of all HCW cases (%)
HCW Role	Nurse	870	24.9
	Healthcare assistant	834	24.0
	Admin/Clerical worker	197	5.7
	Doctor	152	4.4
	Catering/Kitchen worker	124	3.6
	Cleaning/household staff	83	2.4
	Pharmacy worker	67	1.9
	Homecare	51	1.5
	Physiotherapist	46	1.3
	Porter	36	1.0
	Paramedic	32	0.9
	Other HCW	470	13.5
	Unknown	518	14.9
Location of HCW role	Acute Hospital	1,128	32.4
	Nursing Home	832	23.9
	Community services	281	8.1
	Centre for Disabilities	139	4.0
	Community Hospital/LSU	112	3.2
	GP surgery	55	1.6
	Mental Health Facility	49	1.4
	Hospice	17	0.5
	Homeless - hub/hostel/hotel	15	0.4
	Other HCW place of work	299	8.6
	Unknown	553	15.9

Table 4: Healthcare worker COVID-19 cases notified to HPSC, by ethnicity and country of birth, week 32- week 48, Ireland, (n=3,480)

		Number of HCW cases	Proportion of all HCW cases (%)
Ethnicity	White	1,928	55.5
	Indian subcontinent	252	7.2
	Black African	190	5.5
	Mixed background	32	0.9
	Roma	18	0.5
	Black other	14	0.4
	Other	164	4.7
	Unknown	882	25.3
Country of birth	Ireland	1,458	41.9
	India	209	6.0
	Philippines	116	3.3
	Nigeria	112	3.2
	United Kingdom	50	1.4
	Poland	48	1.4
	Romania	38	1.1
	Brazil	37	1.1
	Other countries	259	7.5
	Unknown	1,153	33.1

Table 5: COVID-19 cases in HCW notified to HPSC, linked to outbreaks by outbreak location, week 32- week 48, Ireland, (n=3,480)

Outbreak location	Number of HCW cases	Proportion of all HCW cases (%)
Private house	636	18.3
Nursing home	603	17.3
Hospital	513	14.7
Residential institution	145	4.2
Other healthcare service	52	1.5
Community outbreak	39	1.1
Workplace	38	1.1
Extended family	28	0.8
Other	98	2.8
Not linked to an outbreak	1,328	38.2

Table 6: Healthcare worker COVID-19 cases notified to HPSC, by mode of transmission, week 32- week 48, Ireland, (n=3,480)

		Number of HCW cases	Proportion of all HCW cases (%)
Mode of transmission	Healthcare setting acquired: staff	1,163	33.4
	Close contact with a known confirmed case	1,040	29.8
	Community transmission	733	21.0
	Healthcare setting acquired: patient*	110	3.2
	Travel related	40	1.2
	Under investigation	394	11.4

* Requires data validation.

Appendix A

Table A: Summary of healthcare worker COVID-19 cases notified to HPSC, week 10 - week 48, Ireland, (n=12,022)

Characteristic of HCW COVID-19 cases	Number	%
Total number of COVID-19 cases	72,793	-
Total number of HCW cases	12,022	16.5%
Median age (IQR)	41 (31-50) years	-
Total number hospitalised	395	3.3%
The median age (IQR) of hospital inpatient	46 (34-54) years	
Total number admitted to ICU	60	15.2%*
The median age (IQR) of HCW in ICU	51 (44.5-59) years	-
Total number of deaths	8**	0.07
The median age (range) for deaths	54 (30-68) years	-

*This relates to hospitalised cases and it is 0.5% of all HCW cases.

**Seven confirmed and 1 probable COVID-19 case.

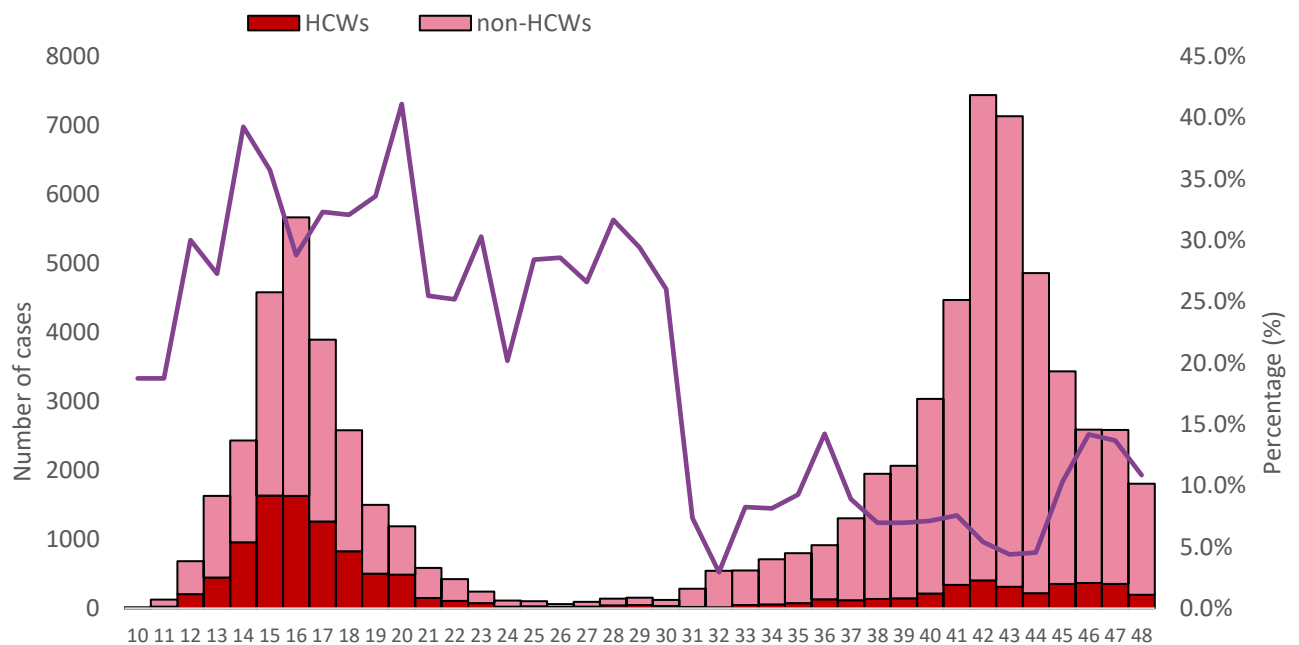


Figure A: Healthcare worker and non-health care worker COVID-19 cases notified to HPSC, week 10 - week 48, Ireland, (n=72,793)

Acknowledgements

Sincere thanks are extended to all those who are participating in the collection of data and reporting of data used in these reports. This includes the HSE COVID-19 Contact Management Programme (CMP), staff in ICU units, notifying clinicians, laboratory staff, public health doctors, nurses, surveillance scientists, microbiologists and administrative staff.